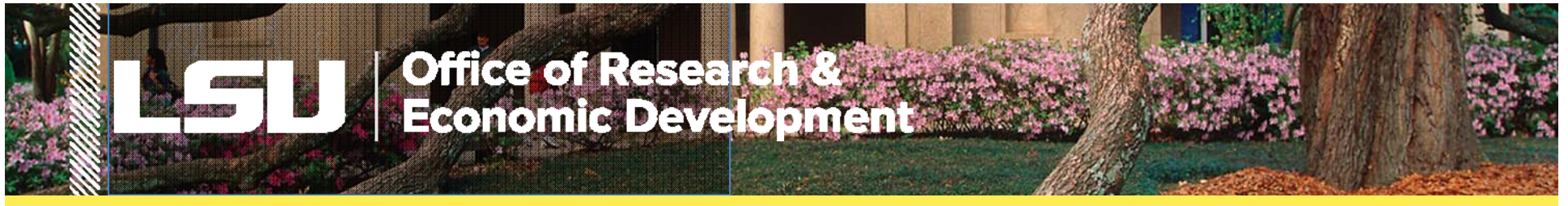




08.28.19

Board of Regents Support Fund Programs

Fall 2019 Workshop Series



Workshop Agenda

- Overview of Board of Regents Support Fund programs
- Budgetary Considerations
- Deadlines
- Available Resources
- Submission Procedures
- Q&A



Research Competitiveness Subprogram (RCS)

RCS One-Year Research Component (RCS 1-YR)

- Build/strengthen fundamental research base and competitiveness of Louisiana's universities.
- RCS is a stimulus program for those at the threshold of becoming competitive for federal funding.
- RCS 1-YR provides short-term pilot awards to support faculty on a limited basis in their exploration of novel science and engineering research leading to federal support.



RCS & RCS 1-YR Eligibility

- Only full-time tenured or tenure-track faculty may act as PI or co-PIs
- RCS – preference is given to junior researchers.
- Faculty may serve as a PI or co-PI on one RCS or RCS 1-YR grant at any time.
 - This limits includes current RCS or RCS 1-YR awards.
 - Individuals whose RCS or RCS 1-YR ended 6/30/2019 must ensure the award is fully closed out prior to submission of an NOI.
 - Contact Sponsored Program Accounting for early close-out.



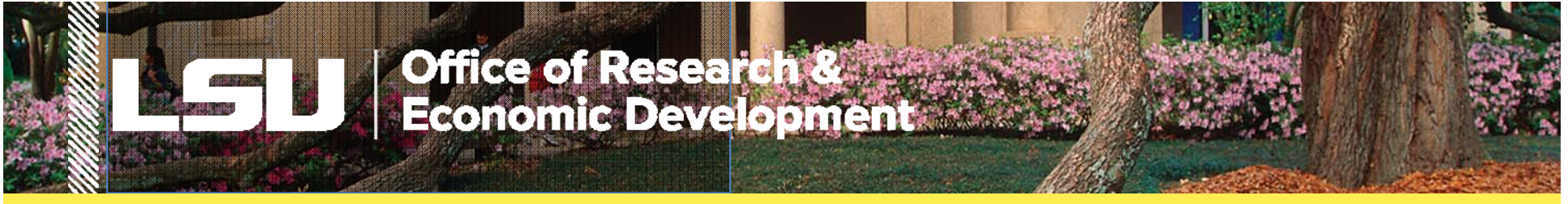
RCS & RCS 1-YR Eligible Disciplines

GROUP I - ELIGIBLE EVERY YEAR

- Biological Sciences I (Cell/Molecular Biology, Biochemistry, Microbiology)
- Biological Sciences II (Ecology, Nutrition, Natural Biology, Toxicology, Pharmacology, Neurosciences, Anatomy, Genetics [Physiology-Phenotype])
- Computer and Information Sciences
- Earth/Environmental Sciences

GROUP II - ELIGIBLE IN FY 2019-20

- Agricultural Sciences
- Engineering A (Chemical, Civil, Electrical)
- Mathematics
- Physics/Astronomy
- Social Sciences



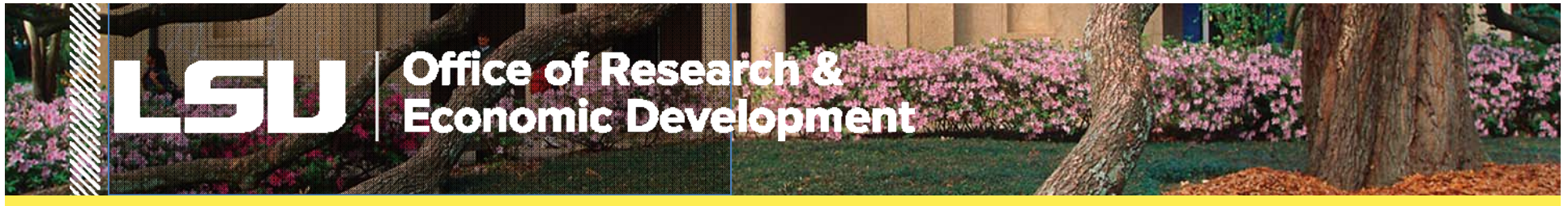
RCS & RCS 1-YR Budget Requirements

- RCS: Maximum of \$200,000 over a three-year period.
 - May request support for salary up to 25% academic year plus two months summer support, students and other personnel, travel, supplies, equipment, etc.
- RCS 1-YR: Maximum of \$20,000 for a one-year period.
 - Investigator salary support is not allowed on RCS 1-YR.
 - May request student personnel, travel, supplies, equipment, etc.
- Indirect Costs
 - Indirect cost rate of 25% will be permitted only on salaries, wages, and fringe benefits (SWF).
 - If provided as institutional match, indirect costs may be calculated using the submitting institution's federally negotiated rate (48% MTDC).



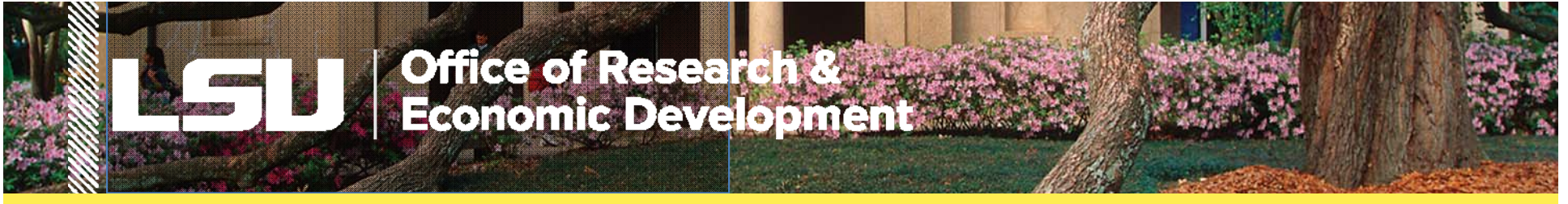
RCS & RCS 1-YR Budget Requirements, cont.

- The Support Fund R & D program is **not** an equipment grants program.
 - Equipment may be requested only in the context of the particular research initiative proposed and the request must contain, at a minimum, a cash match equal to or greater than 25% of the total cost of the requested equipment and must be provided by the applicant's employing institution.
- Reviewers may at their discretion recommend that a project not be funded or be funded at a reduced level based on the amount of its matching commitments. Therefore **voluntary cost sharing is allowed** on support fund programs without special approvals.



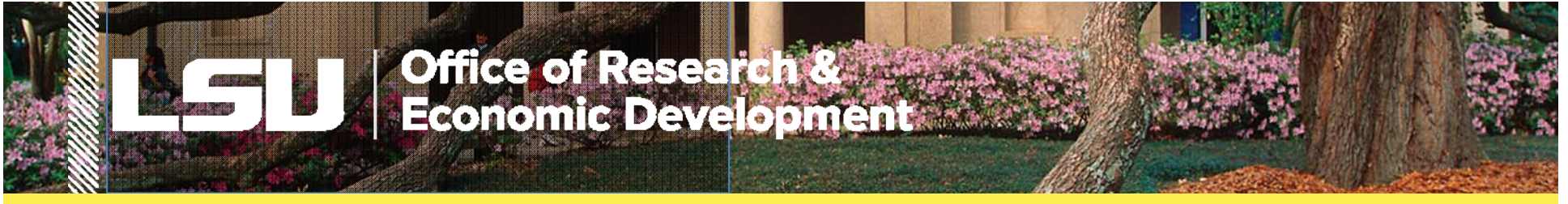
Industrial Ties Research Subprogram (ITRS) & Proof-of-Concept/Prototype (P-o-C/P) Initiative

- ITRS funds research projects with significant near-term potential for development and diversification of Louisiana's economic base.
- All proposals submitted in the ITRS subprogram should show evidence of involvement of the private sector.
- P-o-C/P funds science and engineering proposals that enable proof-of-concept activities and/or prototype development with research commercialization and technology transfer potential.



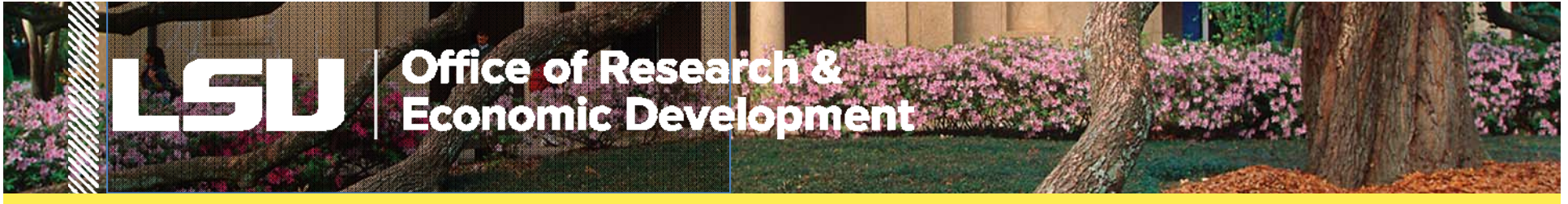
ITRS & P-o-C/P Eligibility

- Full-time tenured, tenure-track or research professors may can apply as PI/co-PI.
- May serve as a PI or co-PI on a maximum of two ITRS, two P-o-C/P, or a combination of two projects at any one time.
 - This limits includes current ITRS and P-o-C/P awards and awards that ended 6/30/2019.
 - Individuals with multiple awards must ensure one award is fully closed out prior to submission of an NOI.
 - Contact Sponsored Program Accounting for early close-out.



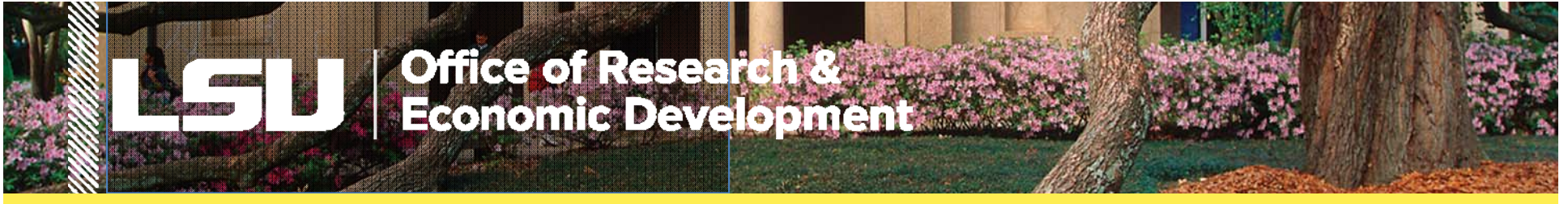
ITRS & P-o-C/P Eligible Disciplines

- All disciplines/focus areas are eligible provided the project meets subprogram/component goals.
- Preference given to the following targeted industry sectors:
 - Advanced Materials and Manufacturing
 - Life Sciences and Bioengineering
 - Digital Media and Enterprise Software
 - Coastal and Water Management
 - Clean Technology and Energy



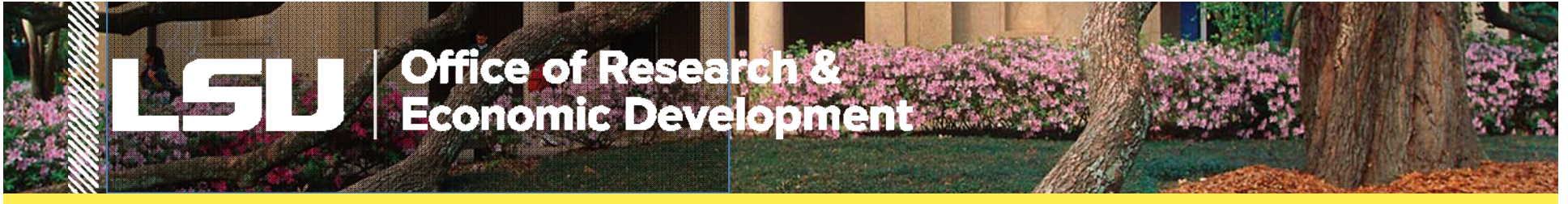
ITRS & P-o-C/P Budget Requirements

- ITRS: Maximum of \$350,000 over a three-year period. The total request for the first year may not exceed \$150,000, and the total request for each successive year may not exceed \$100,000.
 - May request support for PI salary up to 25% academic year plus two months summer support, students and support personnel, travel, supplies, equipment, etc.
- P-o-C/P: No applicant may seek less than \$10,000 or more than \$40,000 for a one-year period.
 - May request PI salary support not to exceed 1 month academic year or summer support, students and other personnel, travel, supplies, etc.



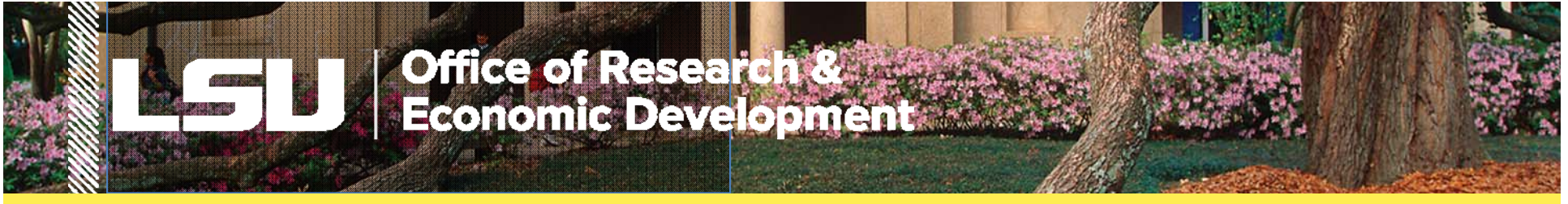
ITRS & P-o-C/P Budget Requirements, cont.

- ITRS: required to have an “up front” matching commitment from the private/federal sector for at least the first year of the request. A plan for subsequent-year matching must be addressed in the budget.
- All equipment requests require a cash match equal to or greater than 25% of the total cost of the requested equipment.
- Must use BoR indirect cost rate of 25% SWF on requested funds. (48% MTDC allowed on institutional match.)



P-o-C/P Letters of Support

- P-o-C/P: requires a letter of support from the PI's Department Chair, College Dean, or Center Director that reflects commitment of the necessary time and effort to achieve the goals of the project is required.
- P-o-C/P: PI's should meet with Andy Maas in Innovation and Technology Commercialization (ITC) prior to proposal submission.



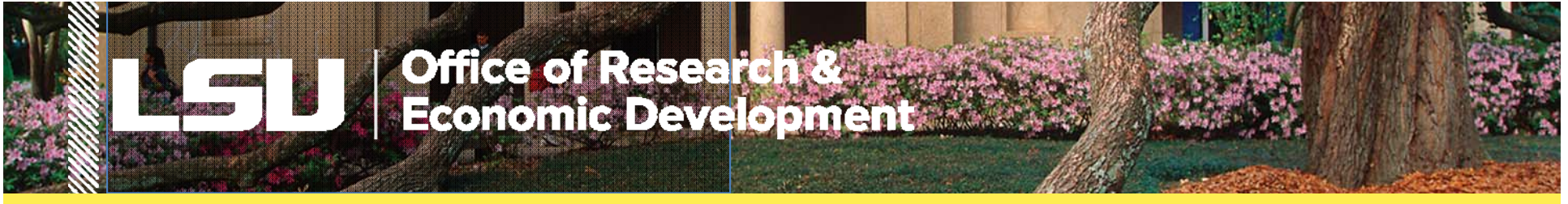
Departmental Enhancement (ENH)

- The Departmental Enhancement program funds projects that enhance the infrastructure of academic, research, or agricultural departments/units and promote economic development. (Revised 2017-2018)
- Projects should be designed to propel departments forward and enhance existing offerings and foci in accordance with the role, scope, mission, and strategic priorities of the institution and current and prospective direction(s) of the affected department(s)/unit(s).
- Proposals should clearly indicate how project objectives are linked to the highest academic, research or training priorities of the affected department(s) and institution as well as how BoRSF funds will increase the capacity and quality of research, education, and/or training available to faculty and students.



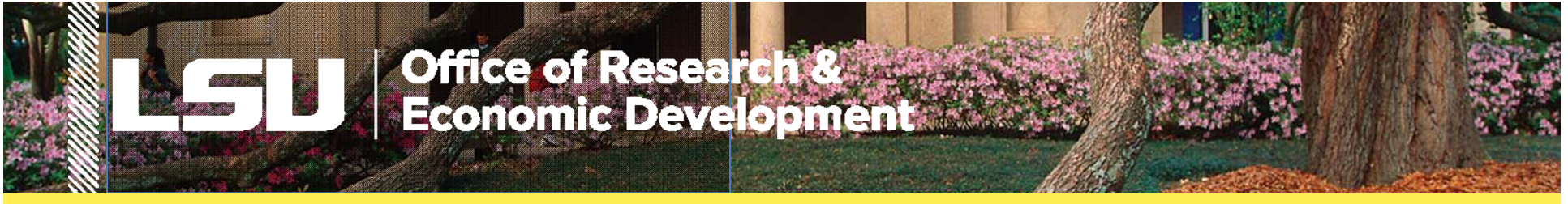
Departmental Enhancement (ENH)

- Project Types: Comprehensive Enhancement and Targeted Enhancement
- Academic unit's mission statement, data on the unit's current situation, and previous BOR support fund awards for academic unit for past 5 years is required.
- Proposals may be submitted in the category of Research, Education, or Workforce.
- Administrative, support and athletic units are not eligible to submit.



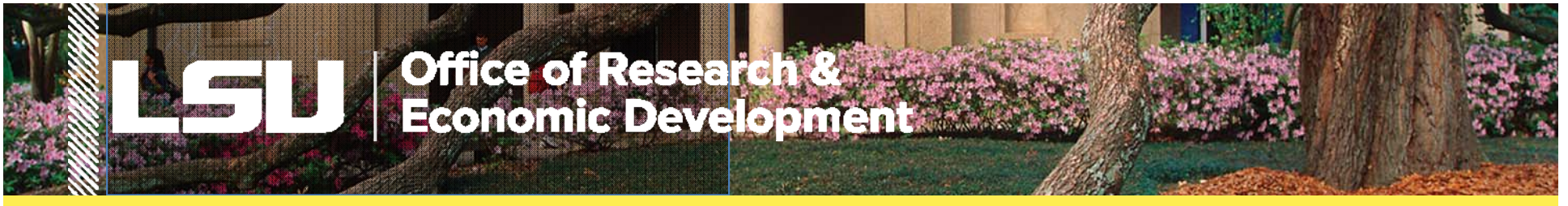
Comprehensive Enhancement (Comp. ENH) & Targeted Enhancement (Targeted ENH)

- Comprehensive ENH proposals provide significant enhancement to address multiple departmental priorities or holistic departmental approaches and support the institutional role, scope and mission through a variety of means.
- Targeted ENH proposals provide focused enhancement that addresses a critical departmental priority and reflects the institutional role, scope and mission through a concentrated but tangibly effective effort (e. g., purchase of major equipment)



Departmental ENH Eligibility

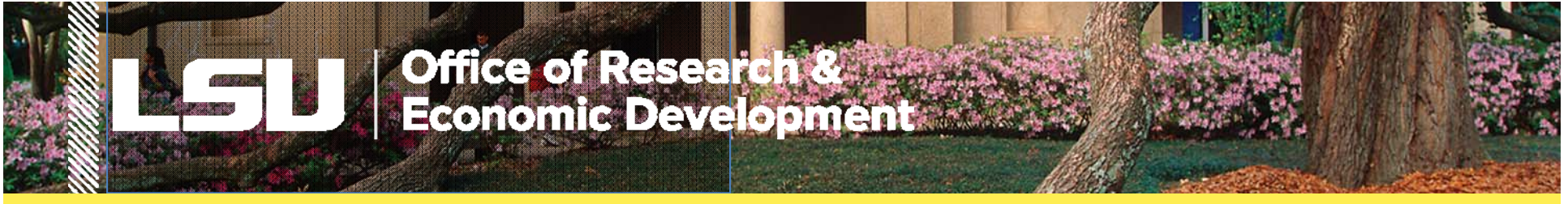
- Only faculty members employed by an eligible Louisiana institution of higher education may act as PI or co-PIs.
- Comprehensive ENH:
 - Each eligible department/academic unit is limited to one Single Discipline submission
 - Each eligible department/academic unit may also participate with other units in up to one campus-wide proposal submitted under the Multidisciplinary category
 - Academic units with active Comprehensive ENH may not apply
- Targeted ENH:
 - An academic unit is not limited in number of proposals, but must provide a rank-order list of all proposals submitted on its behalf (Institutional Review Committee)



ENH Eligible Disciplines

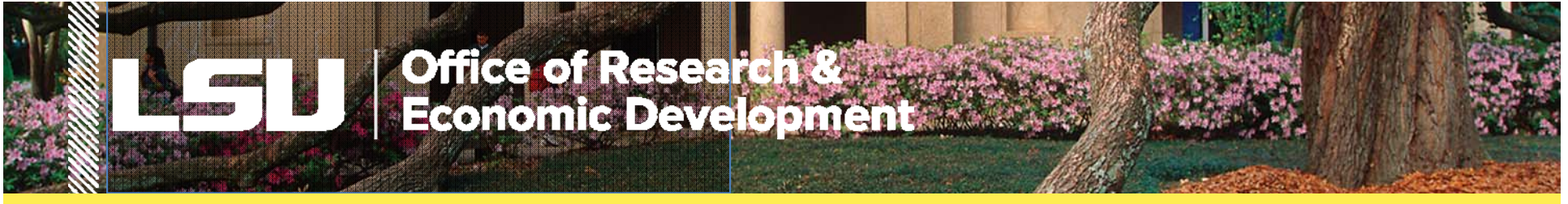
CYCLE I – ELIGIBLE FY 2019-10

- Engineering B (Industrial, Materials, Mechanical)
- Biological Sciences
- Health and Medical Sciences
- Physics
- Social Sciences
- Humanities
- Agricultural Sciences
- Astronomy
- Targeted Workforce



Comprehensive & Targeted ENH Budget Requirements

- Comprehensive ENH
 - Maximum of \$1 Million for projects lasting up to five years. The total request for the first year may not exceed \$300,000, and the total request for each subsequent year may not exceed \$200,000.
- Targeted ENH
 - Maximum of \$200,000 for one year.
- Predominately supports equipment and/or supplies.
- Faculty and/or staff salary support is **strongly discouraged**.
 - Partial salary support may be requested, and may not exceed 25% of academic-year salary plus two months of summer support.



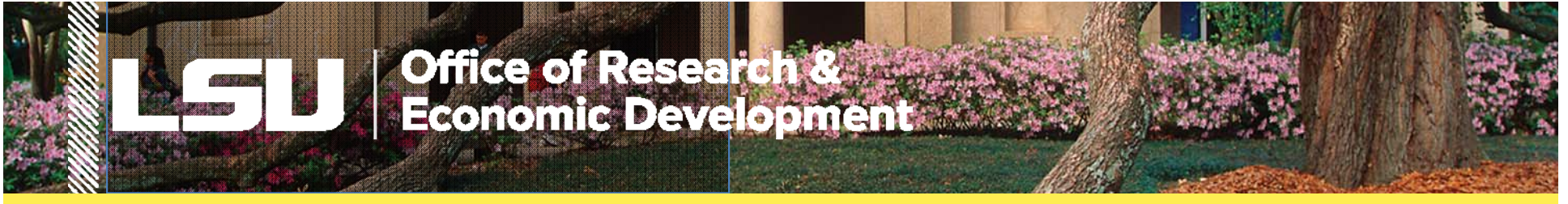
Comprehensive & Targeted ENH Budget Requirements, cont.

- Graduate and/or undergraduate student support may be provided as graduate assistantship or student workers when working on the project. Student support can also be provided in the form of fellowship or scholarship support aligned if it is aligned with project goals and objectives.
 - Discuss fellowship/scholarships with OSP early in the process.
- Indirect costs are **not** allowed.
 - If provided as institutional match, indirect costs may be calculated using the submitting institution's federally negotiated rate (48% MTDC for research, 49% MTDC for instruction).
-



Awards to Louisiana Artists and Scholars (ATLAS)

- Provides support for major scholarly and artistic productions with potential to have a broad impact on a regional and/or national level.
- Proposed activities should enable the applicant to seek publication and/or public presentation of the supported work within a limited period of time.
- **Eligibility**
 - Open to faculty members employed by an eligible Louisiana institution of higher education may apply.
 - All projects in Creative Arts, Humanities, and Social Sciences are eligible.



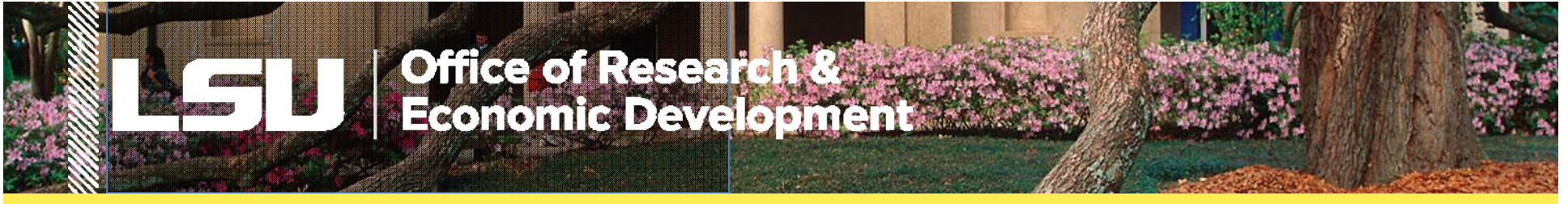
ATLAS Budget Requirements

- Maximum of \$50,000 over a one-year period.
- Academic-year salary requests may not exceed 50% of the PI's academic-year salary
- Leave equivalent to the salary requested must be guaranteed by the institution for all projects requesting salary support from the Board.
 - A letter from the Dean/Director and OSP Executive Director detailing and pledging time to be provided as faculty release or leave with pay must accompany the proposal.



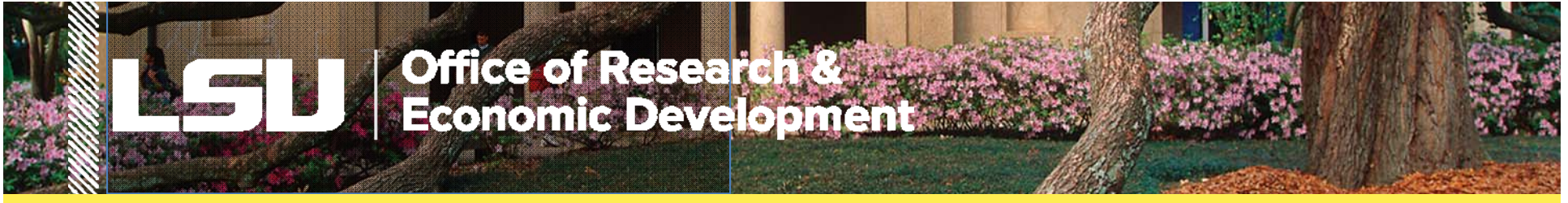
ATLAS Budget Requirements (cont.)

- The submitting institution is required to match on a 1:1 basis any request for salary support from the ATLAS subprogram.
- Summer salary support (50%) may be requested provided institutional matching requirements are met.
- Funds for expenses such as student assistants, publication costs, travel, and supplies are also allowed.



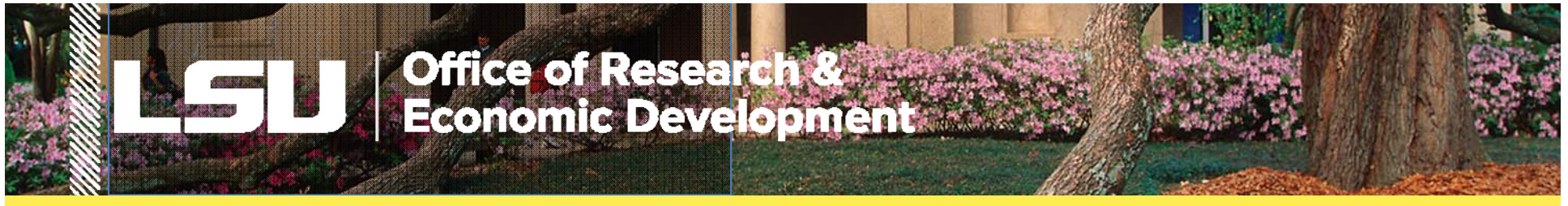
Special Budgetary Considerations

- Budget spreadsheets for each program are available on the OSP website
 - Since BoR limits F&A on Support Fund programs, the spreadsheets will automatically calculate unrecovered F&A as institutional match.
- Enhancement spreadsheet includes an additional worksheet to complete when requesting Other Costs (e.g. salaries, travel, consultants, etc.)



Special Budgetary Considerations for Graduate Assistants

- The BOR requires PI's to maintain support for graduate assistants at the level proposed in the original budget for each year of the project. Prior approval is required to decrease support and is highly scrutinized by BOR.
- 12 month vs. 9 month students. If you propose to pay a student \$18k over 9 months the Board expects the student to receive a monthly salary of at least \$2k for 9 months.
- For 12 month students, are they enrolled in the summer? If not enrolled, then you should not budget summer tuition remission.
- BoRSF disallows GA tuition as requested funds but allows as match. If support for a GA is requested, the spreadsheet will automatically calculate unrecovered GA tuition as institutional match.
 - If you request prior approval to decrease GA support, you must cover the difference in cost sharing.



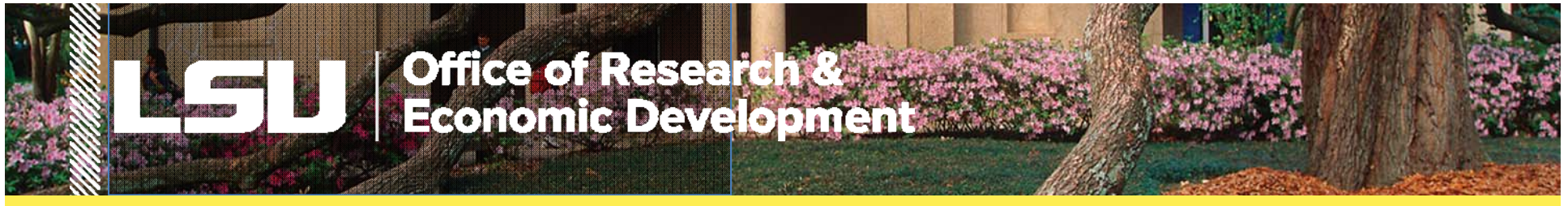
NOI / Proposal Routing Deadlines

Program	NOI Deadlines	OSP Proposal Routing Deadline	BoR/LOGAN Proposal Submission Deadline
Comprehensive ENH & Targeted ENH	Internal NOI form to be submitted to osp@lsu.edu : 9/4	October 10	October 24 at 4:30pm
ITRS & P-o-C/P	NOI uploaded to LOGAN and released to OSP: 9/4 BoR submission: 9/11 at 4:30pm	October 17	October 31 at 4:30pm
RCS & RCS 1-YR	NOI uploaded to LOGAN and released to OSP: 9/4 BoR submission: 9/11 at 4:30pm	October 24	November 7 at 4:30pm
ATLAS	NOI uploaded to LOGAN and released to OSP: 10/3 BoR submission: 10/10 at 4:30pm	November 7	November 21 at 4:30pm



Available Resources – Board of Regents

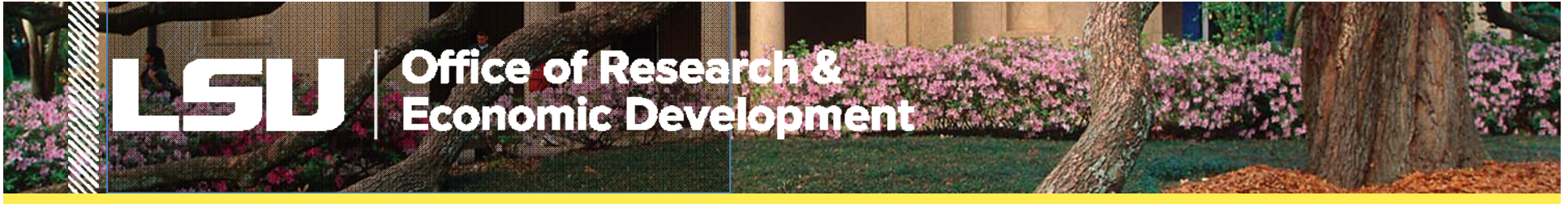
- Board of Regents Website (RFPs, FAQs, Consultant's Reports, LOGAN)
<https://web.laregents.org/>
- Request copies of up to 5 previously funded proposals. Requests should include the following information: Full Proposal Number, Proposal Program/Subprogram, Proposal submission cycle, Proposal Title, PI First Name and Last Name, Proposal Institution.
- Contact the program officer (last date to ask questions is Oct. 15)
 - Bryan Jones – Enhancement
 - Carrie Robison – ATLAS
 - Zenovia Simmons – RCS, RCS One-Year, P-o-C/P & ITRS
- BOR Frequently Asked Questions page:
https://web.laregents.org/downloads_page/frequently-asked-question/



Available Resources – Office of Sponsored Programs

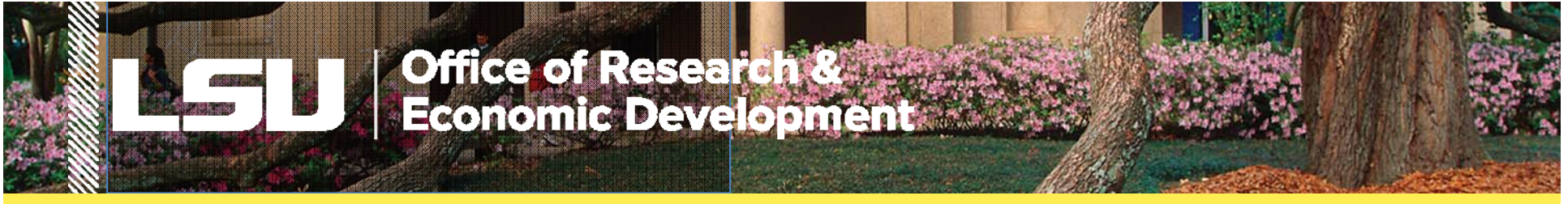
<https://www.lsu.edu/osp/proposals/bor-programs/bor-support-fund-programs-19-20.php>

- At-a-Glance program overviews
- Notice of Intent instructions
- Enhancement Notice of Intent forms and timeline
- Deadlines
- Budget Worksheets
- Budget Justification templates
- BOR Biosketch templates
- BOR Current and Pending Support templates
- Links to BOR RFPs and FAQs



First Step – Submitting the Notice of Intent (NOI)

- NOIs for ITRS, P-o-C/P, RCS, RCS 1-YR, and ATLAS are submitted via LOGAN (Board of Regents Proposal Submission System).
 - They are not routed through LSU's electronic routing system.
- An internal [NOI Form](#) is required for Comprehensive and Targeted ENH.
- OSP Contacts for NOI submissions
 - Dana Tuminello: Enhancement (dimpson@lsu.edu)
 - Alexandra Garcia: ITRS and P-o-C/P (alexandrag@lsu.edu)
 - Danielle Cintron: RCS and RCS 1-YR (dcintron@lsu.edu)
 - Tiffany Wesley: ATLAS (twesley@lsu.edu)



Second Step – Submitting the Proposal

1. Route budget and justification in LSU's electronic routing system.
 - Enables electronic review and approval of proposal documents by:
 - Departments/units and Colleges
 - Special approvals (IRB, IACUC, HRM, etc.)
 - OSP
2. Submit Significant Financial Interest Disclosure in GeauxGrants
3. Upload final proposal in Board of Regents LOGAN system for submission

* Note these are separate systems.



GeauxGrants - Significant Financial Interest Disclosure

- Revised LSU Policy Statement 98 - Financial Conflicts of Interest in Research now requires that all Investigators submit a Significant Financial Interest (SFI) disclosure prior to submitting an application for external funding.
- Per PS-98, an “Investigator” means the project director, principal Investigator, co-investigator, and any other individual, regardless of title or position, who is responsible for the design, conduct, or reporting of externally funded research, or proposals for such funding.
- Use [GeauxGrants](https://era.lsu.edu) to submit disclosure. (<https://era.lsu.edu>)
- Additional help at <https://lsu.edu/geauxgrants/help/> under Financial Conflicts of Interest



OSP Contacts - Submitting the Proposal

Program	Purple Team			Gold Team		
	Specialist	Email	Phone	Specialist	Email	Phone
ENH & RCS 1-Yr	Danielle Cintron	dcintron1@lsu.edu	8-6891	Alexandria Garcia	alexandrag@lsu.edu	8-0663
ITRS & P-o-C/P	Lisa Gremillion	lgremillion@lsu.edu	8-0535	Abigail Capestany	acapes3@lsu.edu	8-2061
RCS & ATLAS	Tiffany Wesley	twesley@lsu.edu	8-7668	Eric Hale	ehale5@lsu.edu	8-1622
SREB	Lacy Inmon	linmon@lsu.edu	8-3927			



Questions?

Rebecca Trahan

OSP Associate Director

rtarahan@lsu.edu

(225) 578-7349

Dana Tuminello

OSP Grants/Contract Manager

dimpson@lsu.edu

(225) 578-1076

Stephen David Beck, PhD

Associate Vice President

Research & Economic Development

sdbeck@lsu.edu

(225) 578-5833