


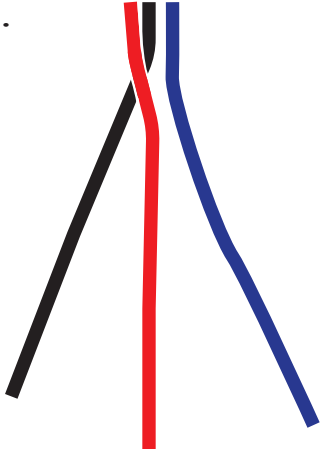
# Three Strand Braid

1.




Tie a knot at the end of three strands.

2.




Move the left (red) strand to the center.

3.




Move the right (blue) strand to the center.

4.




Move the left (black) strand to the center.

5.




Move the right (red) strand to the center.

6.



Repeat steps 2 and 3 until the braid is at the desired length.


7.





Tie a knot at the end to finish.

## Hitch Knot

1.



2.



Fold the strand (green) in half and slip under the base (blue). Pull the ends (green) through loop.